

Electronic Dimmable 12/24VDC 60W MINI CASE LineDRIVE Power Supply

GM Lighting®

Project Name	Type
Catalog #	Date


PRODUCT OVERVIEW

LineDRIVE 12V and 24V MINI Series Electronic LED Power Supplies are Class 2 rated and designed to work with standard ELV dimmer switches. Encased in a low profile light weight aluminum enclosure. Easy to install and hardwire into many lighting applications.



FEATURES

- Output constant voltage
- 10% to 100% dimming range (varies by dimmer and load)
- Dimmable with ELV dimmers
- Class 2 low voltage output
- IP20 design for dry and damp location
- Short circuit protection
- FCC compliant
- 5 year warranty



SPECIFICATIONS

ELECTRICAL

- Input: 120VAC, 50/60Hz
- Output: 60W max, 12VDC or 24VDC versions
- Load: min. 10W to max. for optimal performance

HOUSING

- Black aluminum with flying leads
- Cooling by free-air convection

ENVIRONMENT

- Store in a dry location

OPERATING TEMP

- -22 to 104°F (-30 to +40°C) ambient
- Max case temperature 90°C
- 60°C case max for 95,000 hr life

CERTIFICATION

- FCC
- UL recognized for US and Canada
- Class 2

PROTECTION

- Over voltage and short circuit protection
- Hiccup mode, recover automatically after fault condition is removed

WARRANTY

- 5-year warranty

ORDERING INFORMATION

Example: LD-EDM-60-24

	-		-		-	
Model	-	Series	-	Watts	-	Voltage
LD		EDM		60		12
						24

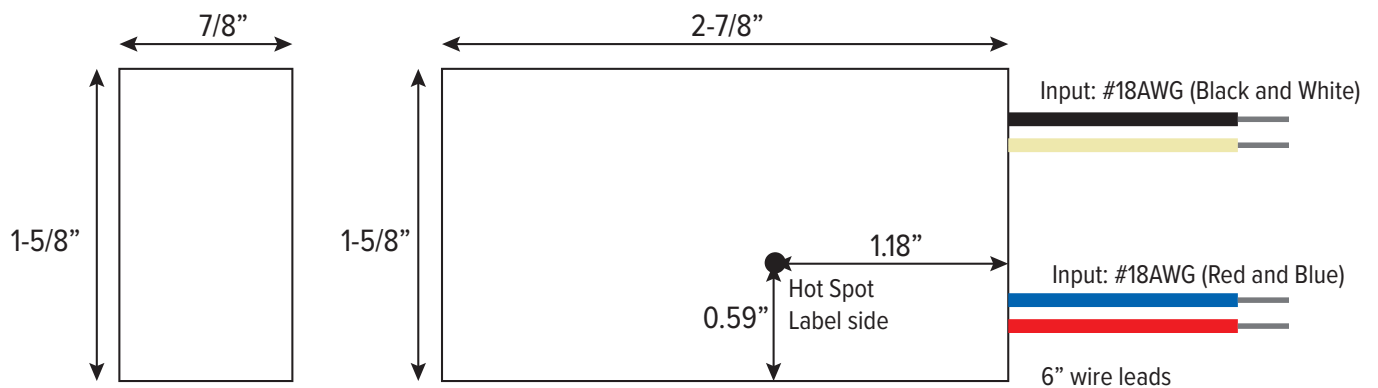
Electronic Dimmable

12/24VDC 60W MINI CASE

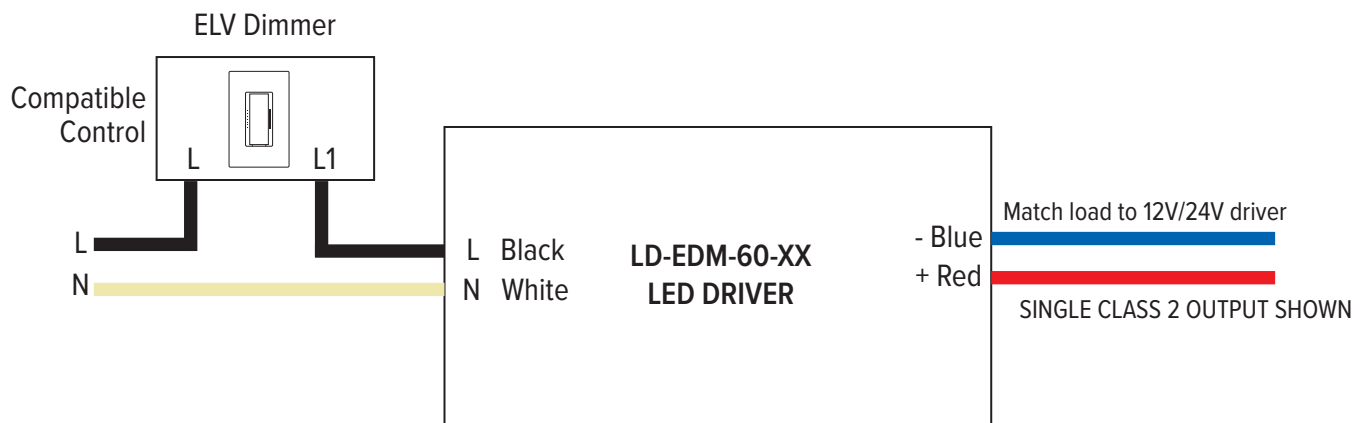
LineDRIVE Power Supply

Model	Output	Input	Power Factor	Efficiency	Weight	Size (L*W*H)
LD-EDM-60-12	60W / 12VDC / 5A	120VAC, 0.56A, 60Hz	>0.9 (50-100% load)	>90% (50-100% load)	0.37lbs (170g)	2.88"L x 1.57"W x 0.87"H (73*40*22mm)
LD-EDM-60-24	60W / 24VDC / 2.5A	120VAC, 0.56A, 60Hz	>0.9 (50-100% load)	>90% (50-100% load)	0.37lbs (170g)	2.88"L x 1.57"W x 0.87"H (73*40*22mm)

DIMENSION



WIRING DIAGRAM



Electronic Dimmable

12/24VDC 60W MINI CASE

LineDRIVE Power Supply



DIMMING OPERATION

- Compatible with ELV and reverse phase dimmers.
- Try to use dimmers with a capacity at least 2.5 times as the output power of the driver.
- See Compatible Dimmers list below.

WARNING

- Do not reverse polarity.
- Risk of Fire. Consult a qualified electrician for installation. Install per local and NEC electrical codes.
- Risk of Electric Shock. Mount the unit at a height greater than 1 foot from the ground surface.

COMPATIBLE DIMMERS

Dimmer	LD-EDM-60-12	LD-EDM-60-24
LUTRON MACL-153M	✓	✓
LEVITON DSE06-10Z	✓	✓
LUTRON MA-PRO *1,2,3	✓	✓
LEGRAND RH703 *1,3	✓	✓

LED LOAD COMPATIBILITY NOTES:

For use with COB LED tapes
(i.e. LTR-S-COB and LTR-S-COB-WP series)

Dimmer Notes:

Recommended settings for optimal dimming performance.

*1 Adjust low end trim to improve dimmed output performance as needed.

*2 Adjust high end trim to improve high output performance as needed.

*3 Adjust phase dimming to Auto or ELV to improve overall dimming.

Performance of the Dimmers may vary within the same series or with different LED load types. Other dimmers may be compatible. Compatibility List may change without prior notice.