

# SWITCHLD (GEN2)

## Driver + Dimmer 2 in 1 Switch w/ Tunable CCT

**GM Lighting**<sup>®</sup>

### PRODUCT OVERVIEW

SwitchLD is a driver and dimmer in one reliable wall switch unit. This compact switch provides power, dims and color tunes a variety of CCT Tunable, 24VDC LED light sources directly from 120VAC. This modern styled switch is available in popular colors.

### FEATURES

- Color tuning works with 2 channel/3-wire LED sources
- Fits single gang electrical boxes
- 100% - 0.3% smooth, deep dimming
- Controls constant voltage light sources
- Simplified installation using integrated power supply and dimmer switch.
- Single pole or 3-way wiring options
- Eliminates the compatibility issues between driver and dimmer switch
- Switch plate colors: White, Almond, Black
- Switch plates fit standard Decorator Wall Plates

Project Name	Type
Catalog #	Date



### ORDERING INFORMATION

Example: SWDC96W24VWH

Product No.	Switch Plate Color	Function	Voltage Out	Watts
<b>SWDC96W24V</b>	AL (Almond) BK (Black) WH (White)	Dimmer/Switch Color Tuning	24Vdc	96W

### SPECIFICATIONS

Product No.	SWDC96W24V (AL/WH/BK)
Dimensions	2.035"D x 2.126"W x 4.134"H
Max Output Power	96W
Outputs	2 Output Channel
Output Voltage	24V
Output Current	Max 4A
Input Voltage Range	120VAC, 60Hz
Max Input Current	0.9A @120V
Power Factor (50%-100% load)	0.99
Efficiency @120V (50%-100% load)	91%
THD (100% load)	≤10%

# SWITCHLD (GEN2)

Driver + Dimmer 2 in 1 Switch w/ Tunable CCT

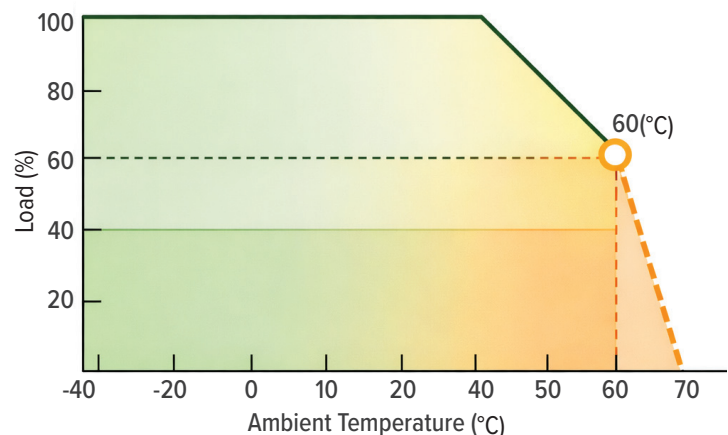


## SPECIFICATIONS

Product No.	SWDD96W24V (AL/WH/BK)
Dimming	100% to 0.3%
Loading	For maximum life, see derating curve. No minimum load.
Load Regulation	$\leq 1\%$
Line Regulation	$\leq 0.5\%$
Turn-on Delay	< 500ms
Surge Rating	1KV Differential Mode, 2KV Common Mode
Overload Surge Protection	Hiccup mode. Activates when output current exceeds the specified limit; automatically recovers once the fault is cleared.
Short Circuit Surge Protection	Activates under short circuit conditions; automatically recovers once the fault is cleared.
Over Temperature Surge Protection	Activates when the driver overheats; automatically recovers after cooling.
Certifications / Compliance	UL listed for US & Canada (Complies with UL 8750, CSA C22.2 NO250.13 UL Class 2 (low voltage output), Class P FCC 47 CFR Part 15 Class B (consumer limit) Conforms to CAN ICES (B)/NMB (B) Complies with Title 24 (JA8) requirements with compatible GM Lighting Titler 24 certified LED sources- RoHS SELV
Flicker	Flicker Free (Per IEEE PAR1789)
Max Case Temp	90°C
Operating Temp	-40°F to +140°F (-40°C to +60°C)
Humidity	20%–95% RH
Life Rating	30,000 hrs @ 90°C case temp
Application	IP20, indoor dry and damp locations
Cooling	Free air convection
Power Leads	6" Leads, 18AWG wire 105°C
Case	Polycarbonate, Aluminum

### Derating Curve: Output Power VS Ambient Temperature

1. To maximize driver life, refer to the Derating Curve and derate according to the ambient temperature.
2. At a given ambient temperature, the total LED load should be less than the rated output of the driver.
3. Derating a few watts below maximum output is good practice to extend driver life.

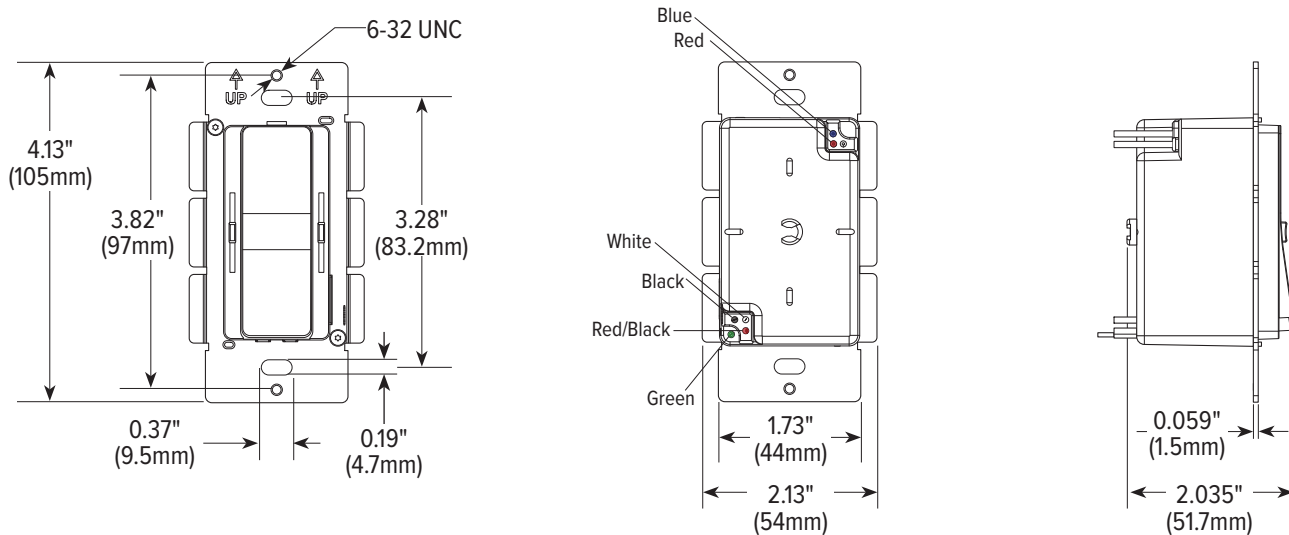


# SWITCHLD (GEN2)

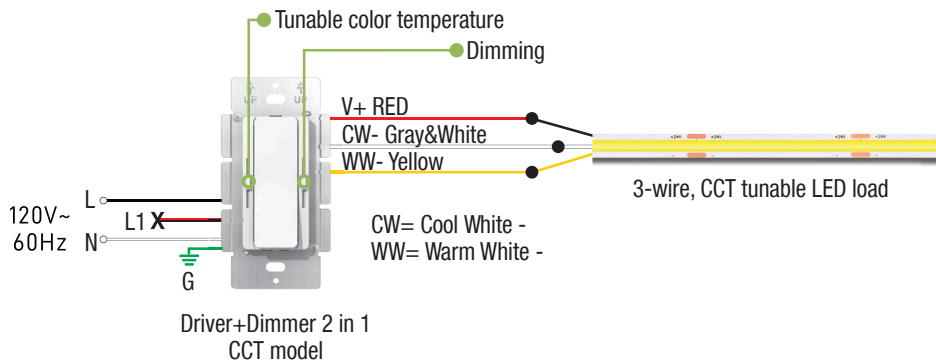
Driver + Dimmer 2 in 1 Switch w/ Tunable CCT



## DIMENSIONS



## WIRING DIAGRAM: Single pole switch, tunable CCT output



## WIRING DIAGRAM: 3-way switch, tunable CCT output

NOTE: Only one SWD Driver+Dimmer unit can be used in a 3-way circuit

