LTR-S Specification Series

DTW (Dim to Warm) LED Tape For PWM Output Drivers Specification Sheet

GMLighting®

Project Name	Type
Catalog #	Date

PRODUCT OVERVIEW

This Dim to Warm function is built into the LED tape for use with single channel output drivers. At full output, bright, high CCT light fills the space. When dimming, CCT automatically warms as the light dims, producing the cozy feel of candlelight. DTW tape mimics incandescent dimming and is designed to perform well with many PWM output drivers.

FEATURES

- 24VDC
- Dry location
- Cuttable every 2.17” (55mm)
- Custom lengths available - consult factory
- Premium diode pairs
- 120° viewing angle
- Dimmable with PWM output drivers only
- Maximum run on a given lead is 32’-8”
- Includes (3) Sure-Tite connectors
- 3M adhesive back

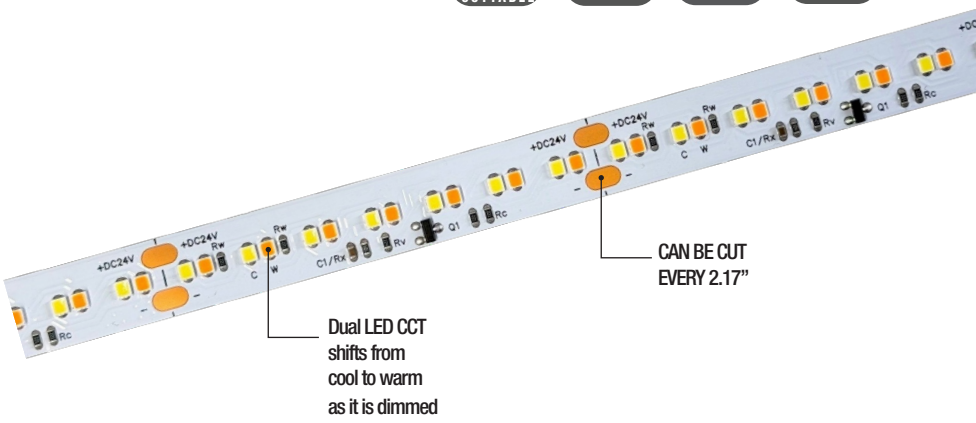

SPECIFICATIONS

ELECTRICAL

- 24V
- 3 Watts per foot

PHOTOMETRICS

- 90+ CRI
- R9>50

OPERATING TEMP

- -4°F to 122°F

CERTIFICATION

- ETL
- Class 2

WARRANTY

- 5-year warranty when paired with GM power supply.

Note: See list of compatible drivers and controls in Recommended Driver section.

ORDERING INFORMATION

Example: LTRS24V3W18D30K16

Model	Series	Voltage	Wattage	CCT Range	Reel Length
LTR	S	24V	3W	**18D27K** (1800K-2700K) **18D30K** (1800K-3000K)	16

*Reel Length: 16 = 16’-4”

ACCESSORIES

Product No.	Description
ESTC-1	Sure-Tite tape to tape connector
ESTC-90	Sure-Tite 90° connector
ESTLK-60	Sure-Tite 60” adjustable tape to tape connector
ESTW-60	Sure-Tite 60” adjustable tape to power connector
ESTW-CO	Sure-Tite tape to power supply connector (no wire)

Your LED Tape Specification Checklist:

1. Select Tape
2. Select Connectors
3. Select Channels
4. Select Controllers or Dimmers
5. Select Power Supplies

Install Sheet

©2026 GM LIGHTING, LLC • www.gmlighting.net • Specifications subject to change without notice
18700 Ridgeland Ave., Tinley Park, IL 60477 • Toll-Free: (866) 671-0811 FAX: (708) 478-2640 • tech@gmlighting.net

LTR-S Specification Series

DTW (Dim to Warm) LED Tape
For PWM Output Drivers
Specification Sheet

GMLighting®

Product No.	Length	Lumens/ft	CRI	CCT Range	Max. Run
LTRS24V3W18D27K16	16'-4" / 5M	317 Lm (2700K)	90+	1800K - 2700K	32'- 8"
LTRS24V3W18D30K16	16'-4" / 5M	317 Lm (3000K)	90+	1800K - 3000K	32'- 8"
Includes 60" lead affixed to tape and (3) ESTW-60 Sure-Tite connectors. Kelvin temperature (color) ±100K.					

DIMENSIONS

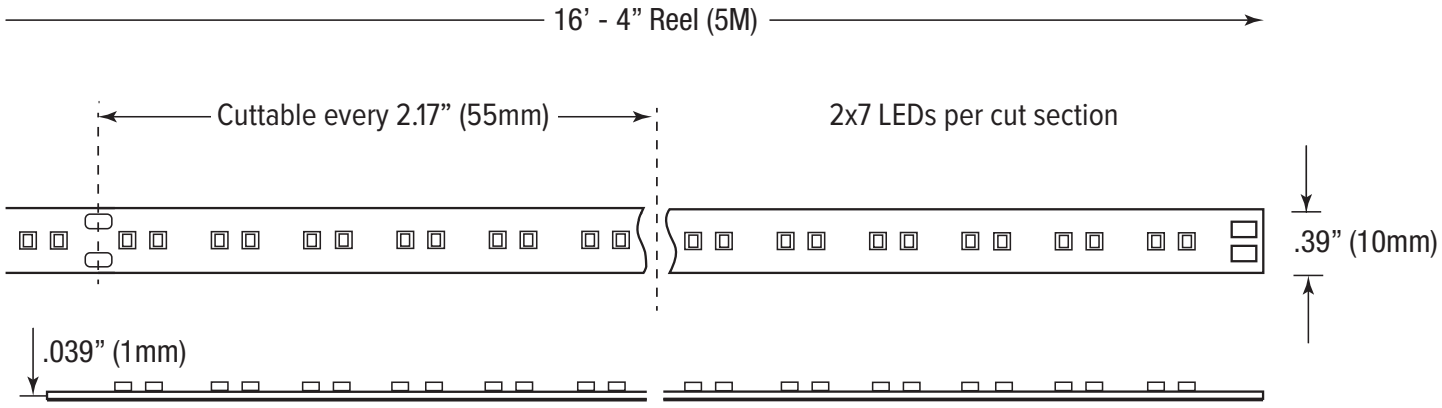

RECOMMENDED DRIVERS

Product No.	Description	Watts
LD-XD-UNV	LineDrive Electronic Multi-Dimmable Power Supply, 24VDC	20W, 40W, 60W, 96W, 180W, 200W, 300W
LD-EDWP-UNV	LineDrive Electronic-Dimmable Power Supply, 24VDC, IP66 Rating	30W, 60W, 96W
See driver specification sheets for detailed product information and for compatible dimmer controls.		

Note: Dims with electronic PWM output drivers specified here: LD-XD, LD-EDWP
Not compatible with SwitchLD, LD-EDM, PSD or LD-MD series drivers

COMPATIBLE CONTROLLERS

Product No.	Description
HC-RF-UNV-5CH	Universal 1-5 Channel RF Remote Control
CM-RF-UNV-5CH	Universal 1-5 Channel Control Module
RPT-UNV-5CH	Universal 1-5 Channel Repeater Amplifier

SHWC	LUXcontrol Smart 2.4 GHz WiFi Controller, Standard 12V/24V Low Voltage

Drivers (when using Universal RF Controller)	
LD-XD Series	Power Supplies approved for use with GM Lighting Controls
PSD Series	
LTP Series	

Use power supplies with undimmed inputs when powering controls for trouble free operation.

©2026 GM LIGHTING, LLC • www.gmlighting.net • Specifications subject to change without notice
18700 Ridgeland Ave., Tinley Park, IL 60477 • Toll-Free: (866) 671-0811 FAX: (708) 478-2640 • tech@gmlighting.net

LTR-S Specification Series

DTW (Dim to Warm) LED Tape
For PWM Output Drivers
Specification Sheet

GMLighting®

COMPATIBLE CHANNELS - (fits connectors on pg. 1)

EXTRA DEEP

Product No.	Description	Length	Dimensions
LED-CHL-XD	Extra deep format extruded channel. Includes snap-on frosted lens with mounting clips and screws.	4’	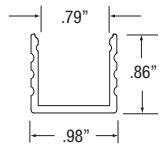
LED-CHL-XD-6	Extra deep format extruded channel. Includes snap-on frosted lens with mounting clips and screws.	6’	
LED-CHL-XD-AMC	(2) Adjustable mounting brackets for LED-CHL-XD	N/A	
LED-CHL-XD-EC	(2) End caps for LED-CHL-XD. One solid, one with hole.	N/A	
LED-CHL-XD-MC	(2) Mounting clips and screws for LED-CHL-XD	N/A	

EXTRA DEEP FLANGED

LED-CHL-XD-F	Extra deep format extruded channel with flange. Includes snap-on frosted lens with mounting clips and screws.	4’	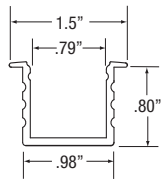
LED-CHL-XD-F-6	Extra deep format extruded channel with flange. Includes snap-on frosted lens with mounting clips and screws.	6’	
LED-CHL-XD-F-DC	(2) Drywall mounting brackets for LED-CHL-XD-F	N/A	
LED-CHL-XD-F-EC	(2) End caps for LED-CHL-XD-F. One solid, one with hole.	N/A	

MINI DEEP

LED-CHL-XD-MD	Mini deep format extruded channel. Includes snap-on frosted lens with mounting clips and screws.	4’	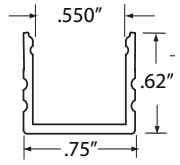
LED-CHL-XD-MD-WH	Mini deep format extruded channel. Includes snap-on frosted lens with mounting clips and screws. White.	4’	
LED-CHL-XD-MD-B	Mini deep format extruded channel. Includes snap-on frosted lens with mounting clips and screws. Black.	4’	
LED-CHL-XD-MD-6	Mini deep format extruded channel with flange. Includes snap-on frosted lens with mounting clips and screws.	6’	
LED-CHL-XD-MD-6-WH	Mini deep format extruded channel. Includes snap-on frosted lens with mounting clips and screws. White.	6’	
LED-CHL-XD-MD-6-B	Mini deep format extruded channel. Includes snap-on frosted lens with mounting clips and screws. Black.	6’	
LED-CHL-XD-MD-AMC	(2) Adjustable mounting brackets for LED-CHL-XD-MD	N/A	
LED-CHL-XD-MD-EC	(2) End caps for LED-CHL-XD-MD. One solid, one with hole.	N/A	
LED-CHL-XD-MD-MC	(2) Mounting clips for LED-CHL-XD-MD	N/A	

MINI DEEP FLANGED

LED-CHL-XD-MD-F	Mini deep format flanged extruded channel with flange. Includes snap-on frosted lens with mounting clips and screws.	4’	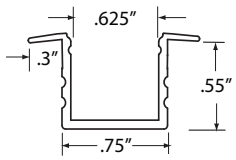
LED-CHL-XD-MD-F-WH	Mini deep format flanged extruded channel with flange. Includes snap-on frosted lens with mounting clips and screws. White.	4’	
LED-CHL-XD-MD-F-B	Mini deep format flanged extruded channel with flange. Includes snap-on frosted lens with mounting clips and screws. Black.	4’	
LED-CHL-XD-MD-F-6	Mini deep format extruded flanged channel with flange. Includes snap-on frosted lens with mounting clips and screws.	6’	
LED-CHL-XD-MD-F-6-WH	Mini deep format extruded flanged channel with flange. Includes snap-on frosted lens with mounting clips and screws. White.	6’	
LED-CHL-XD-MD-F-6-B	Mini deep format extruded flanged channel with flange. Includes snap-on frosted lens with mounting clips and screws. Black.	6’	
LED-CHL-XD-MD-F-DC	(2) Drywall mounting brackets for LED-CHL-XD-MD-F	N/A	
LED-CHL-XD-MD-F-EC	(2) End caps for LED-CHL-XD-MD-F One solid, one with hole.	N/A	

©2026 GM LIGHTING, LLC • www.gmlighting.net • Specifications subject to change without notice
18700 Ridgeland Ave., Tinley Park, IL 60477 • Toll-Free: (866) 671-0811 FAX: (708) 478-2640 • tech@gmlighting.net

LTR-S Specification Series

DTW (Dim to Warm) LED Tape
For PWM Output Drivers
Specification Sheet

GMLighting®

COMPATIBLE CHANNELS cont. - (fits connectors on pg. 1)

45° ANGLE MOUNT

Product No.	Description	Length	Dimensions
LED-CHL-45	Extruded angled (45°) channel. Includes snap-on frosted lens with mounting clips and screws.	4’	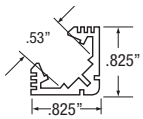
LED-CHL-45-EC	(2) End caps for LED-CHL-45 - one solid, one with hole	N/A	
LED-CHL-45-MC	(2) Mounting clips and screws for LED-CHL-45	N/A	

45° LARGE ANGLE MOUNT

LED-CHL-45-1200	Extruded angled (45°) channel. Includes snap-on frosted lens with mounting clips and screws.	4’	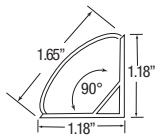
LED-CHL-45-1200-EC	(2) End caps for LED-CHL-45 - one solid, one with hole	N/A	
LED-CHL-45-1200-MC	(2) Additional mounting clips for LED-CHL-45-1200	N/A	

WIDE

LED-CHL-W	Wide format extruded channel. Includes snap-on frosted lens with mounting clips and screws.	4’	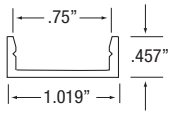
LED-CHL-W-6	Wide format extruded channel. Includes snap-on frosted lens with mounting clips and screws.	6’	
LED-CHL-W-AMC	(2) Adjustable mounting brackets for LED-CHL-W	N/A	
LED-CHL-W-EC	(2) End caps for LED-CHL-W - one solid, one with hole.	N/A	
LED-CHL-W-MC	(2) Additional mounting clips for LED-CHL-W	N/A	

MUD IN - STANDARD

LED-CHL-MI-ST6	Standard extruded aluminum mud-in channel. Includes snap-on frosted lens.	6’	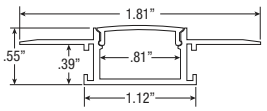
LED-CHL-MI-ST-EC	(2) End caps for LED-CHL-MI-ST6 one solid, one with hole.	N/A	

STANDARD STRAIGHT

LED-CHL2-4-CA	Silver channel, white lens (2) mounting clips, (2) screws	4’	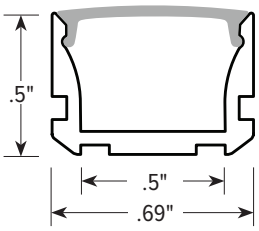
LED-CHL2-4-WH	White channel, white lens (2) mounting clips, (2) screws	4’	
LED-CHL2-4-BK	Black channel, white lens (2) mounting clips, (2) screws	4’	
LED-CHL2-6-CA	Silver channel, whilte lens, (4) mounting clips, (4) screws	6’	
LED-CHL2-6-WH	White channel, whilte lens, (4) mounting clips, (4) screws	6’	
LED-CHL2-6-BK	Black channel, whilte lens, (4) mounting clips, (4) screws	6’	
LED-CHL2 LENS-4-BK	Lens in black for LED-CHL2-4	4’	
LED-CHL2 LENS-6-BK	Lens in black for LED-CHL2-6	6’	
LED-CHL2-ECG	(2) End caps for LED-CHL2-CA: light gray, one solid, one with hole	N/A	
LED-CHL2-ECW	(2) End caps for LED-CHL2-WH: white, one solid, one with hole	N/A	
LED-CHL2-ECB	(2) End caps for LED-CHL2-BK: black, one solid, one with hole	N/A	
LED-CHL2-MC	(2) Mounting clips and (2) screws	N/A	
LED-CHL2-AMC	(2) Adjustable mounting clips and (2) screws	N/A	

©2026 GM LIGHTING, LLC • www.gmlighting.net • Specifications subject to change without notice
18700 Ridgeland Ave., Tinley Park, IL 60477 • Toll-Free: (866) 671-0811 FAX: (708) 478-2640 • tech@gmlighting.net

LTR-S Specification Series

DTW (Dim to Warm) LED Tape
For PWM Output Drivers
Specification Sheet

GMLighting®

COMPATIBLE CHANNELS - SOLDERED LEADS ONLY

STANDARD STRAIGHT

Product No.	Description	Length	Dimensions
LED-CHL	Extruded channel. Includes snap-on frosted lens with mounting clips and screws.	4’	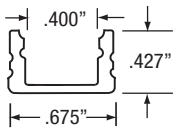
LED-CHL-6	Extruded channel. Includes snap-on frosted lens with mounting clips and screws.	6’	
LED-CHL-AMC	(2) Adjustable mounting brackets for LED-CHL	N/A	
LED-CHL-EC	(2) End caps for LED-CHL - one solid, one with hole.	N/A	
LED-CHL-MC	(2) Additional mounting clips for LED-CHL	N/A	

45° MINI ANGLE MOUNT

LED-CHL-45-MINI	Extruded angled (45°) silver channel. Includes snap-on white lens with (2) mounting clips and (2) screws.	4'	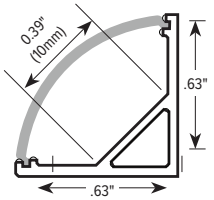
LED-CHL-45-MINI-B	Extruded angled (45°) black channel. Includes snap-on white lens with (2) mounting clips and (2) screws.	4'	
LED-CHL-45-MINI-EC	(2) End caps for LED-CHL-45-MINI: light gray, one solid, one with hole	N/A	
LED-CHL-45-MINI-EC-B	(2) End caps for LED-CHL-MINI-B: black, one solid, one with hole	N/A	
LED-CHL-45-MINI-MC	(2) Mounting clips and (2) screws for LED-CHL-45-MINI	N/A	
LED-CHL-45-M-LENS-BK	Lens in black for LED-CHL-45-MINI	4'	

BENDABLE

LED-CHL-BND-4	Extruded 4’ bendable channel. Inc. snap-on frosted lens with screws	4’	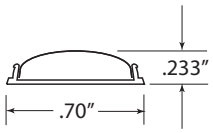
LED-CHL-BND-6	Extruded 6’ bendable channel. Inc. snap-on frosted lens with screws	6’	
LED-CHL-BND-EC	(2) end caps for LED-CHL-BND 4’ or 6’	N/A	
LED-CHL-BND-MC	(2) mounting clips and screws for LED-CHL-BND 4’ or 6’	N/A	

SLIM

LED-CHL-SLIM	Slim Channel, snap on white lens with mounting clips and screws	4’	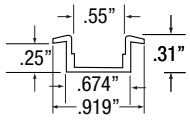
LED-CHL-SLIM-BRACKETS	(2) Mounting clips and screws for LED-CHL-SLIM	N/A	
LED-CHL-SLIM-EC	(2) End caps - one solid, one with wiring hole	N/A	

©2026 GM LIGHTING, LLC • www.gmlighting.net • Specifications subject to change without notice
18700 Ridgeland Ave., Tinley Park, IL 60477 • Toll-Free: (866) 671-0811 FAX: (708) 478-2640 • tech@gmlighting.net