

LED Tape Mud-In

Inside Corner Aluminum Channel and Accessories

GM Lighting®

Project Name

Type

Catalog #

Date

PRODUCT OVERVIEW

An extruded aluminum channel designed especially for inside corner mud-in installations. Available in 6' lengths, the aluminum perforated mud-in frame that flanks both sides of the channel enables easy mudding installation. Includes snap-on frosted lens to reduce diode glare and pixelation.



FITS FOLLOWING LEDtask™ LTR SERIES TAPE

- LTR-E Economy Series
- LTR-P Professional Series Dry Location
- LTR-S Specification Series
- LTR-S COB (Chip On Board)
- LTR-S-DTW (Dim to Warm)
- LTR-S-SV (Side View)
- LTR-S-TW (Twist Task)

SPECIFICATIONS

CONSTRUCTION

- 6' Extruded Aluminum Channel

OPTICS

- Frosted Lens (provided)

USAGE

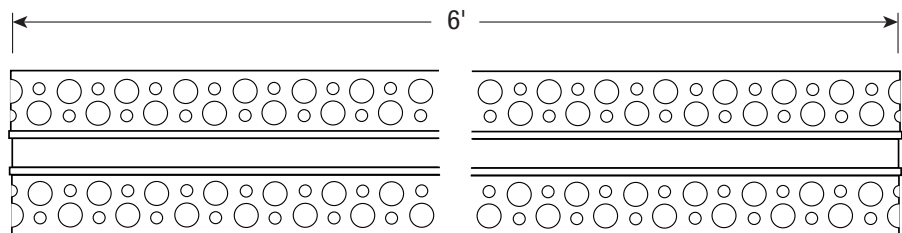
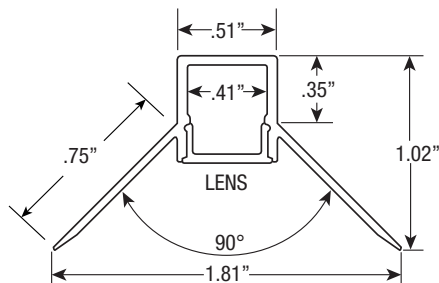

- Dry location only

ACCESSORIES

- End caps

CONNECTORS

- Soldered leads only



ORDERING INFORMATION

Model	Type	Format	Length
LED-CHL	MI	ISC (Inside Corner)	6 (6')

Example: LED-CHL-MI-ISC6

Product Video



SCAN ME

Instruction Sheet



SCAN ME

ACCESSORY

Catalog No.	Description
LED-CHL-MI-ISC-EC	(2) End Caps for LED-CHL-MI-ISC6 one with hole, one solid.

NOTE: Minimum order: 4 - Less than minimum order is subject to shipping charges.