

LED Tape Walk Over

Deep Depth Aluminum Channel and Accessories



Project Name	Type
Catalog #	Date

PRODUCT OVERVIEW

An extruded aluminum deep walk-over channel especially for indoor / dry location installations where pedestrians may walk on or over channel. Available in 8' lengths. Includes snap-on frosted lens to reduce diode glare and pixelation.



FITS FOLLOWING LEDtask™ LTR SERIES TAPE

- LTR-E Economy Series
- LTR-P Professional Series Dry Location
- LTR-S Specification Serie
- LTR-S COB (Chip On Board)
- LTR-S-DTW (Dim to Warm)
- LTR-S-SV (Side View)
- LTR-S-TW (Twist Task)

SPECIFICATIONS

CONSTRUCTION

- 8' Extruded Aluminum Channel

OPTICS

- Frosted Lens (provided)

WARRANTY

- Does not cover normal lens wear

CERTIFICATION


- IK08 Walk over rating

ACCESSORIES

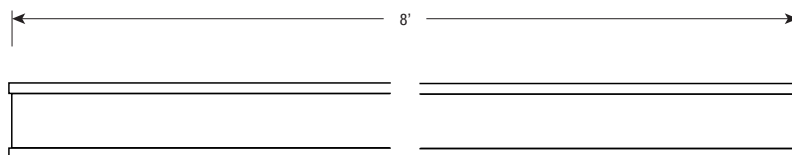
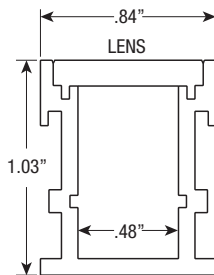
- End caps

CONNECTORS

- Soldered leads
- Sure-Tite ST Connectors
- Sure-Tite EST Connectors



Note: For proper installation, silicone is required for lens.



ORDERING INFORMATION

Model	Type	Format	Length
LED-CHL	WO	D (Deep)	8 (8')

Example: LED-CHL-WOD8

Product Video



▶ SCAN ME

ACCESSORY

Catalog No.	Description
LED-CHL-WOD-EC	(2) End Caps for LED-CHL-WOD8 one with hole, one solid.

NOTE: Minimum order: 4 - Less than minimum order is subject to shipping charges. Not suitable for RGBW applications.