

# LED Tape Mud-In Aluminum Cove Channel and Accessories



Project Name	Type
--------------	------

Catalog #	Date
-----------	------



## PRODUCT OVERVIEW

An extruded dual aluminum channel designed especially for indoor / dry location mud-in cove installations. Available in 8' lengths, the curved striated aluminum mud-in frame that runs the length of the mounting channel enables easy mudding. Includes an integral mounting channel and snap-on frosted lens to reduce diode glare and pixelation.

## FITS FOLLOWING LEDtask™

- LTR-E Economy Series
- LTR-P Professional Series Dry Location
- LTR-S Specification Series
- LTR-S COB (Chip On Board)
- LTR-S-DTW (Dim to Warm)
- LTR-S-SV (Side View)
- LTR-S-TW (Twist Task)
- LTR-S RGBW

### OPTICS

- Frosted Lens (provided)

### USAGE


- Dry location

### ACCESSORIES

- End caps

### CONNECTORS


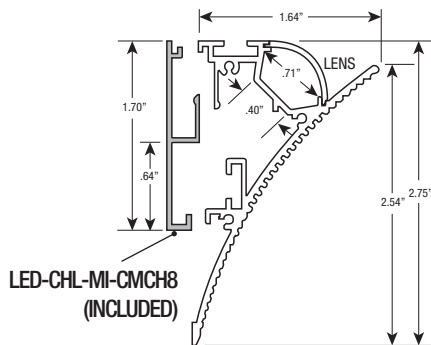
Soldered leads only.



## SPECIFICATIONS

### CONSTRUCTION

- 8' Extruded Aluminum and Lensed Cove Channel with mounting channel included



## ORDERING INFORMATION

Model	Type	Format	Length
LED-CHL-MI-C8	MI	C (Cove)	8 (8')

Example: LED-CHL-MI-C8

Product Video



▶ SCAN ME

## ACCESSORY

Catalog No.	Description
LED-CHL-MI-CEC	(2) End Caps for LED-CHL-MI-C8 one with hole, one solid.
LED-CHL-MI-CMCH8	Mounting Channel included. See diagram above.

**NOTE:** Minimum order: 4 - Less than minimum order is subject to shipping charges.

