

# LED Tape Walk Over

## Deep Depth Aluminum Channel and Accessories



Project Name	Type
--------------	------

Catalog #	Date
-----------	------

### PRODUCT OVERVIEW

An extruded aluminum deep walk-over channel especially for indoor / dry location installations where pedestrians may walk on or over channel. Available in 8' lengths. Includes snap-on frosted lens to reduce diode glare and pixelation.



### FITS FOLLOWING LEDtask™ LTR SERIES TAPE

- LTR-E Economy Series
- LTR-P Professional Series Dry and Wet Location
- LTR-S Specification Series
- LTR-S COB (Chip On Board)
- LTR-S-DTW (Dim to Warm)
- LTR-S-SV (Side View)
- LTR-S-TW (Twist Task)

### SPECIFICATIONS

#### CONSTRUCTION

- 8' Extruded Aluminum Channel

#### OPTICS

- Frosted Lens (provided)

#### WARRANTY

- Does not cover normal lens wear

#### CERTIFICATION

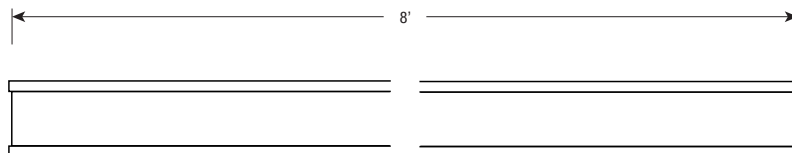
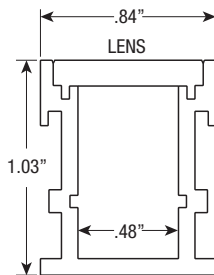

- IK08 Walk over rating

#### ACCESSORIES

- End caps

#### CONNECTORS

- Soldered leads
- Sure-Tite ST Connectors
- Sure-Tite EST Connectors



### ORDERING INFORMATION

Model	Type	Format	Length
LED-CHL	WO	D (Deep)	8 (8')

### Example: LED-CHL-WOD8



### ACCESSORY

Catalog No.	Description
LED-CHL-WOD-EC	(2) End Caps for LED-CHL-WOD8 one with hole, one solid.

**NOTE: Minimum order: 4 - Less than minimum order is subject to shipping charges.**