

DIMMABLE 12VDC RIGID HIGH OUTPUT LED ALUMINUM LINEAR LIGHTBAR™

by **GM Lighting**

Project: _____

Type: _____

Location: _____

Contact Phone: _____

PRODUCT DESCRIPTION

LED Aluminum Linear LightBar is an 8", 16" or 24" rigid and unobtrusive (only 6mm / .25" thickness) Dimmable High Output LED LightBar that can be interconnected in series from one low voltage DC power source. Only 0.18 amps per 8" (12 LEDs), 0.32 amps per 16" (24 LEDs) and 0.48 amps per 24" (36 LEDs). 50,000 hour LED life.

PRODUCT SPECIFICATIONS

Construction: LED High Output Aluminum LightBar is an extruded aluminum vessel that utilizes 0.16W high output LED diodes for maximum performance. Clear epoxy shield allows for use in wet locations. Not to be submerged in liquid.

Electrical: Each of the LED's per bar are 0.16W, equalling 3.04 watts per foot. Total Amps for 8" is 0.18, 16" is .32, and 24" is .48 amps.

Color Temperature: 3500K Warm White or 5500K Pure White (±200).

Power Supply: See below.

Dimming: With GM Lighting LED Magnetic Dimmable Power Supplies.

Mounting: 3M double stick mounting tape pre-affixed to LED LightBar. Plastic mounting clips with stainless steel screws also included.

Flexible Connectors: See chart at right

Label: ETL listed for wet location.

LED ELECTRONIC POWER SUPPLIES


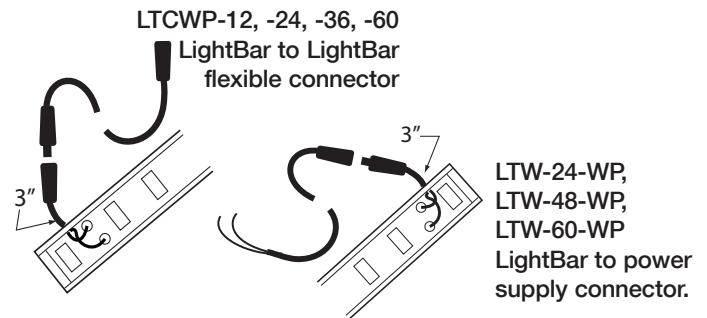
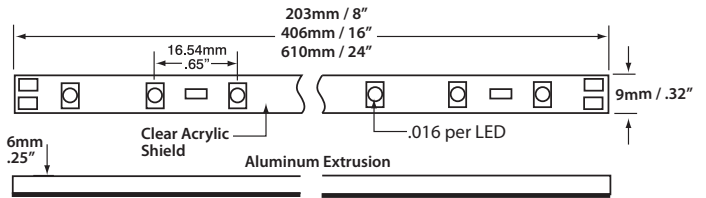
Catalog No.	Description
LTP-2	2 Amp Electronic Switchable, 120V Cord & Plug
LTP-6	6 Amp Electronic Switchable, 120V Cord & Plug
LTH-2	Commercial Electronic 2.1 Amp / 25W
LTH-4	Commercial Electronic 4.2 Amp / 50W
LTH-8	Commercial Electronic 8.5 Amp / 100W
LTH-16	Commercial Electronic 16.7 Amp / 200W
LTH-25	Commercial Electronic 25 Amp / 320W

LED MAGNETIC DIMMABLE POWER SUPPLIES

LTHM50-DIM	120V / 50W Magnetic Dimmable - ETL Rated
LTH-60-DIM	120V / 60W Magnetic Dimmable - ETL Rated
LTHM100-DIM	120V / 100W Magnetic Dimmable - ETL Rated

PRODUCT ORDERING DETAIL

Cat. No.	Length	Total LED's	LED Wattage	Lumens/Bar	Amps/Bar	Color Temp.*	LED Life
LTAB-N-8	8"	12	0.16W (1.92W / bar)	95	0.18	3500K Warm White	50,000 hrs
LTAB-N-16	16"	24	0.16W (3.84W / bar)	191	0.32	3500K Warm White	50,000 hrs.
LTAB-N-24	24"	36	0.16W (5.76W / bar)	285	0.48	3500K Warm White	50,000 hrs
LTAB-N-8-PW	8"	12	0.16W (1.92W / bar)	107	0.18	5500K Pure White	50,000 hrs.
LTAB-N-16-PW	16"	24	0.16W (3.84W / bar)	203	0.32	5500K Pure White	50,000 hrs
LTAB-N-24-PW	24"	36	0.16W (5.76W / bar)	297	0.48	5500K Pure White	50,000 hrs.



CONNECTORS and ACCESSORIES

Catalog No.	Description
LTCWP-12	12" lightbar to lightbar connector
LTCWP-24	24" lightbar to lightbar connector
LTCWP-36	36" lightbar to lightbar connector
LTCWP-60	60" lightbar to lightbar connector
LTW-24-WP	24" lightbar to power supply connector
LTW-48-WP	48" lightbar to power supply connector
LTW-60-WP	60" lightbar to power supply connector
LTAB-N-SB	Swivel bracket - 2 pack with 4 stainless steel screws

GM Lighting

GM Lighting, LLC • 9830 W. 190th St. • Unit F • Mokena, IL 60448
Toll-Free: (866) 671-0811 FAX: (708) 478-2640 • www.gmlighting.net
e-mail: gmlightingllc@sbcglobal.net • Specifications subject to change without notice.

*Kelvin temperature (color) ±200.

LTAB_052511